

Guidance notes for importing images into PhotoEntry ready for competitions.

Throughout this process you will see ‘Show Help’ buttons providing detailed information about a particular section.

<p>You will be presented with the Main Menu after successfully logging in to PhotoEntry.</p> <p>This screen shows a list of competition groups dating back to club year 2015-2016. Previous years remain on this screen to allow users to look at their images to see what’s been imported previously.</p> <p>Click on the relevant competition group</p> <p>For this guide we will use ‘Competition Group 2024-2025’</p>	<p style="text-align: center;">Main Menu</p> <p style="text-align: center;"><i>Select a Competition Group:</i></p> <p style="text-align: center;">2015 -2016</p> <p style="text-align: center;">2016 -2017</p> <p style="text-align: center;">2017 -2018</p> <p style="text-align: center;">2019-2020</p> <p style="text-align: center;">2018-2019 Reflex Open Competition</p> <p style="text-align: center;">Competition Group: 2021-2022</p> <p style="text-align: center;">Competition Group: 2020-2021</p> <p style="text-align: center;">Competition Group 2022 - 2023</p> <p style="text-align: center;">Competition Group 2023-2024</p> <p style="text-align: center;">Competition Group 2024 - 2025</p>																																																																	
<p>This screen will list all relevant competitions for that particular competition group.</p> <p>In addition, it identifies the following columns:-</p> <p>Status – either Open or Closed. When set to Closed members will no longer be able to add any images.</p> <p>Close Date – this column shows the final date up to which an image(s) can be imported.</p> <p>Judge – identifies the name of the person who will judge the competition. This is only displayed once the ‘Status’ is set to ‘Closed’.</p> <p>Comment – this column is currently used to display the actual competition date.</p> <p>Each competition is split into 2 sections. Section 1 for DPI’s Section 2 for Prints</p> <p>All competitions/sections have a prefix defining where there might be a specific genre, a particular ‘round’ or a specific title (e.g. John Hankin).</p> <p>Click on the relevant competition.</p>	<p style="text-align: center;">Competition Group 2024 - 2025</p> <p style="text-align: center;"><small>Click on this button to show a consolidated view of all your entries:</small></p> <p style="text-align: center;">Show Your Entries in this Group</p> <p style="text-align: center;"><small>Or click on the name of a competition to create, modify or view entries for an individual competition:</small></p> <table border="1"> <thead> <tr> <th>Competition</th> <th>Status</th> <th>Close Date</th> <th>Judge</th> <th>Comment</th> </tr> </thead> <tbody> <tr> <td>Open Competition - Round 1 - DPI</td> <td>Closed</td> <td>Thu 26 Sep 2024</td> <td>Steve Field</td> <td>Comp date: Thu 17 Oct 2024</td> </tr> <tr> <td>Open Competition - Round 1 - Print</td> <td>Closed</td> <td>Thu 26 Sep 2024</td> <td>Steve Field</td> <td>Comp date: Thu 17 Oct 2024</td> </tr> <tr> <td>Open Competition - Round 2 - DPI</td> <td>Closed</td> <td>Thu 21 Nov 2024</td> <td>Doug Lodge</td> <td>Comp date: Thu 12 Dec 2024</td> </tr> <tr> <td>Open Competition - Round 2 - Print</td> <td>Closed</td> <td>Thu 21 Nov 2024</td> <td>Doug Lodge</td> <td>Comp date: Thu 12 Dec 2024</td> </tr> <tr> <td>Themed DPI (Light Fantastic)</td> <td>Closed</td> <td>Thu 9 Jan 2025</td> <td>Lee Spencer-Fleet</td> <td>Comp date: Thu 30 Jan 2025</td> </tr> <tr> <td>Themed Print (Light Fantastic)</td> <td>Closed</td> <td>Thu 9 Jan 2025</td> <td>Lee Spencer-Fleet</td> <td>Comp date: Thu 30 Jan 2025</td> </tr> <tr> <td>Monochrome - Round 3 - DPI</td> <td>Closed</td> <td>Thu 20 Feb 2025</td> <td>Peter Weaver</td> <td>Comp date: Thu 13 Mar 2025</td> </tr> <tr> <td>Monochrome - Round 3 - Print</td> <td>Closed</td> <td>Thu 20 Feb 2025</td> <td>Peter Weaver</td> <td>Comp date: Thu 13 Mar 2025</td> </tr> <tr> <td>Open Competition - Round 4 - DPI</td> <td>Open</td> <td>Thu 10 Apr 2025</td> <td>(hidden)</td> <td>Comp date: Thu 1 May 2025</td> </tr> <tr> <td>Open Competition - Round 4 - Print</td> <td>Open</td> <td>Thu 10 Apr 2025</td> <td>(hidden)</td> <td>Comp date: Thu 1 May 2025</td> </tr> <tr> <td>John Hankin - Print</td> <td>Open</td> <td>Thu 29 May 2025</td> <td>(hidden)</td> <td>Comp date: Thu 19 Jun 2025</td> </tr> <tr> <td>Stan Scantlebury - DPI</td> <td>Open</td> <td>Thu 29 May 2025</td> <td>(hidden)</td> <td>Comp date: Thu 19 Jun 2025</td> </tr> </tbody> </table>	Competition	Status	Close Date	Judge	Comment	Open Competition - Round 1 - DPI	Closed	Thu 26 Sep 2024	Steve Field	Comp date: Thu 17 Oct 2024	Open Competition - Round 1 - Print	Closed	Thu 26 Sep 2024	Steve Field	Comp date: Thu 17 Oct 2024	Open Competition - Round 2 - DPI	Closed	Thu 21 Nov 2024	Doug Lodge	Comp date: Thu 12 Dec 2024	Open Competition - Round 2 - Print	Closed	Thu 21 Nov 2024	Doug Lodge	Comp date: Thu 12 Dec 2024	Themed DPI (Light Fantastic)	Closed	Thu 9 Jan 2025	Lee Spencer-Fleet	Comp date: Thu 30 Jan 2025	Themed Print (Light Fantastic)	Closed	Thu 9 Jan 2025	Lee Spencer-Fleet	Comp date: Thu 30 Jan 2025	Monochrome - Round 3 - DPI	Closed	Thu 20 Feb 2025	Peter Weaver	Comp date: Thu 13 Mar 2025	Monochrome - Round 3 - Print	Closed	Thu 20 Feb 2025	Peter Weaver	Comp date: Thu 13 Mar 2025	Open Competition - Round 4 - DPI	Open	Thu 10 Apr 2025	(hidden)	Comp date: Thu 1 May 2025	Open Competition - Round 4 - Print	Open	Thu 10 Apr 2025	(hidden)	Comp date: Thu 1 May 2025	John Hankin - Print	Open	Thu 29 May 2025	(hidden)	Comp date: Thu 19 Jun 2025	Stan Scantlebury - DPI	Open	Thu 29 May 2025	(hidden)	Comp date: Thu 19 Jun 2025
Competition	Status	Close Date	Judge	Comment																																																														
Open Competition - Round 1 - DPI	Closed	Thu 26 Sep 2024	Steve Field	Comp date: Thu 17 Oct 2024																																																														
Open Competition - Round 1 - Print	Closed	Thu 26 Sep 2024	Steve Field	Comp date: Thu 17 Oct 2024																																																														
Open Competition - Round 2 - DPI	Closed	Thu 21 Nov 2024	Doug Lodge	Comp date: Thu 12 Dec 2024																																																														
Open Competition - Round 2 - Print	Closed	Thu 21 Nov 2024	Doug Lodge	Comp date: Thu 12 Dec 2024																																																														
Themed DPI (Light Fantastic)	Closed	Thu 9 Jan 2025	Lee Spencer-Fleet	Comp date: Thu 30 Jan 2025																																																														
Themed Print (Light Fantastic)	Closed	Thu 9 Jan 2025	Lee Spencer-Fleet	Comp date: Thu 30 Jan 2025																																																														
Monochrome - Round 3 - DPI	Closed	Thu 20 Feb 2025	Peter Weaver	Comp date: Thu 13 Mar 2025																																																														
Monochrome - Round 3 - Print	Closed	Thu 20 Feb 2025	Peter Weaver	Comp date: Thu 13 Mar 2025																																																														
Open Competition - Round 4 - DPI	Open	Thu 10 Apr 2025	(hidden)	Comp date: Thu 1 May 2025																																																														
Open Competition - Round 4 - Print	Open	Thu 10 Apr 2025	(hidden)	Comp date: Thu 1 May 2025																																																														
John Hankin - Print	Open	Thu 29 May 2025	(hidden)	Comp date: Thu 19 Jun 2025																																																														
Stan Scantlebury - DPI	Open	Thu 29 May 2025	(hidden)	Comp date: Thu 19 Jun 2025																																																														

For this section the 'Open Competition – Round 4 – DPI' will be used.

This screen provides 2 things:-

1. Some basic information regarding the setup of an image. It is a good idea to follow these requirements in terms of 'Target Dimensions' and 'Colour Profile' to avoid any errors. See note 1 below for more information.
2. A button labelled 'Add New Entry' when pressed will start the process of 'DPI' import.

Click on 'Add New Entry'

➤ [Competition Group 2024 - 2025](#)

Open Competition - Round 4 - DPI

<i>Status</i>	Open
<i>Close Date</i>	Thu 10 Apr 2025
<i>Your Class</i>	Advanced
<i>Maximum Entries Allowed</i>	3
<i>Target Dimensions</i>	Width 1600, Height 1200
<i>Maximum Image Size</i>	10 MB
<i>Colour Profile</i>	sRGB IEC61966-2.1
<i>Colour Profile Enforcement</i>	Warn if incorrect
<i>Comment</i>	Comp date: Thu 1 May 2025

You do not have any Entries in this Competition.

Add New Entry

Importing images.

Note: the image file format must be '.JPG'.

Click on the 'Entry Title'

1. Add the image 'Title' (not the image file name, a common mistake).
2. Once the entry title is entered details of the image can be added to the 'Entry Reference' box (this is for members reference only and is NOT a required field).

Click on 'Add This Entry'

➤ [Competition Group 2024 - 2025](#) ➤ [Open Competition - Round 4 - DPI](#)

Open Competition - Round 4 - DPI: Add Entry

<i>Status</i>	Open
<i>Target Dimensions</i>	Width 1600, Height 1200
<i>Maximum Image Size</i>	10 MB
<i>Colour Profile</i>	sRGB IEC61966-2.1
<i>Colour Profile Enforcement</i>	Warn if incorrect
<i>Comment</i>	Comp date: Thu 1 May 2025

Show Help

Enter Entry Details

The title may be up to 50 characters comprising alphanumeric, space, and the characters ,!-%()

Entry Title *

Buildings

Entry Reference

This is a building image

Add This Entry

Upload New Image – (title)

Click on 'Choose JPEG'

Browse to and select the relevant image. Reselect Choose JPEG if the incorrect image is chosen at this point.

Click on 'Upload Image'

The image will appear on the main screen. At this point the process can be repeated to enter additional images up to the maximum allowed (normally 3 but can be increased at the Competition Secretary's discretion).

>> Competition Group 2024 - 2025 >> Open Competition - Round 4 - DPI

Upload New Image - Test Image 1

Entry added - now upload the image for this Entry

Competition	Open Competition - Round 4 - DPI
Status	Open
Target Dimensions	Width 1600, Height 1200
Maximum Image Size	10 MB
Colour Profile	sRGB IEC61966-2.1
Colour Profile Enforcement	Warn if incorrect
Comment	Comp date: Thu 1 May 2025

Show Help

Select a JPEG image to upload.

Choose JPEG...

Show Help





Select a JPEG image to upload.

Choose JPEG...

IMG_6660 resized.jpg (0.5 MB)

Upload Image

Add New Entry

#	Image	Details	Presentation Seq	Actions
1		Buildings [This is a building image] OK W:1600, H:932, 0.5MB	2743	  
















The following shows 3 images in various states to give examples of 'information' based on the original image setup points specified above.

Image 1 Landscape – resized to 1600 pixels wide. The height is locked to the width. Colour Profile - set to sRGB IEC61966-2.1

Image 2 Portrait – the original size is 4813 pixels high. The width is locked to the height. The image has been resized by PE to W:923, H:1200 Colour Profile - set to Adobe RGB (1998) hence the green warning note.

Image 3 Landscape – resized to 700 pixels wide. The height is locked to the width hence the orange warning note. This image will be projected small than the others above. Colour Profile - set to sRGB IEC61966-2.1

You have reached the limit of 3 Entries in this Competition.

#	Order	Image	Details	Presentation Seq	Actions
1	↓		Buildings [This is a building image] OK W:1600, H:932, 0.5MB	2743	  
2	↑ ↓		Enjoying Autumn Incorrect colour profile Adobe RGB (1998)  Image successfully resized from high resolution upload  W:923, H:1200, 1.2MB (Orig: W:2704, H:4813, 1.8MB)	6145	  
3	↑		St Paul's reflected [reflection of st Paul's] Image too small  W:700, H:447, 0.1MB	8268	  

NOTE 1: Further information relating to:-

Target Dimensions :-
Width 1600, Height 1200.

Users can 'resize' images from their original size generated by the camera to match the requirements as specified.

For 'Landscape' images the width should be set to 1600 Pixels. The height will automatically resize to maintain the link between width and height based on the original image size.

For 'Portrait' images the height should be set to 1200 Pixels. The width will automatically resize to maintain the link of height and width based on the original image size.

Note, this will only work provided the 'Resize' function in the software used provides the ability to maintain the ratio.

For example: in PhotoShop using the following menu options:-

Image > Image Size – will present a dialog box showing the current Width & Height. There is also a 'chain link' which can be clicked in order to switch on or off. When the link is switched on the width and height will maintain the original ratio.

Maximum Image Size:-
10mb

Generally speaking when an image is resized to the preferred size (1600x1200) the size of the image will reduce in size. An image at it's original size may exceed 10mb. Where this is the case PhotoEntry will automatically resize the image to the preferred size.

Colour Profile:-
sRGB IEC61966-2.1.

This is the preferred Colour Profile. There are many different Colour Profiles used by photographers. Loading a non-preferred colour profile will not prevent the user's image from being projected onto a large screen. PhotoShop will not override the preferred for the non-preferred but it must

[➤ Competition Group 2024 - 2025](#)

Open Competition - Round 4 - DPI

<i>Status</i>	Open
<i>Close Date</i>	Thu 10 Apr 2025
<i>Your Class</i>	Advanced
<i>Maximum Entries Allowed</i>	3
<i>Target Dimensions</i>	Width 1600, Height 1200
<i>Maximum Image Size</i>	10 MB
<i>Colour Profile</i>	sRGB IEC61966-2.1
<i>Colour Profile Enforcement</i>	Warn if incorrect
<i>Comment</i>	Comp date: Thu 1 May 2025

You do not have any Entries in this Competition.

[Add New Entry](#)

be accepted that the colours displayed on the screen may not display colours as the photographer intended.

Where any of the above preferred requirements are not maintained PhotoEntry will issue a message to inform the photographer. These messages are warnings that something was changed by PhotoEntry. The image will still be projected in the competition.